

# **OSEK / VDX**

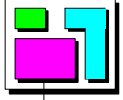
## **System Generation**

### **OIL: OSEK Implementation Language**

#### **Version 2.4**

December 2<sup>nd</sup>, 2002

This document is an official release and replaces all previously distributed documents. The OSEK group retains the right to make changes to this document without notice and does not accept any liability for errors. All rights reserved. No part of this document may be reproduced, in any form or by any means, without permission in writing from the OSEK/VDX steering committee.



## Preface

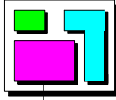
OSEK/VDX is a joint project within the automotive industry. It aims at an industry standard for an open-ended architecture for distributed control units in vehicles.

For detailed information about OSEK's project goals and partners, please refer to the "OSEK Binding Specification".

This document describes the OSEK Implementation Language (OIL) concept for the description for the OSEK real-time systems, capable of multitasking and communications, which can be used for motor vehicles. It is not a product description that relates to a specific implementation.

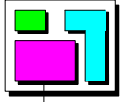
General conventions, explanations of terms and abbreviations have been compiled in the additional inter-project "OSEK Overall Glossary", which is part of the OSEK Binding Specification.

Note: To simplify matters, the term "OSEK" is used instead of "OSEK/VDX" throughout this document.



## Table of contents

<b>1</b>	<b>INTRODUCTION.....</b>	<b>5</b>
1.1	GENERAL REMARKS .....	5
1.2	MOTIVATION.....	5
<b>2</b>	<b>LANGUAGE DEFINITION.....</b>	<b>7</b>
2.1	PREAMBLE .....	7
2.2	GENERAL CONCEPT.....	7
2.3	OIL BASICS .....	8
2.3.1	<i>OIL file structure</i> .....	8
2.3.2	<i>Syntax</i> .....	8
2.3.3	<i>OIL versions</i> .....	8
2.3.4	<i>Implementation definition</i> .....	9
2.3.5	<i>Application definition</i> .....	10
2.3.6	<i>Dependencies between attributes</i> .....	10
2.3.7	<i>Automatic attribute assignment</i> .....	10
2.3.8	<i>Default values</i> .....	10
2.3.9	<i>Include mechanism</i> .....	11
2.3.10	<i>Comments</i> .....	12
2.3.11	<i>Descriptions</i> .....	12
<b>3</b>	<b>OIL OBJECT DEFINITIONS .....</b>	<b>13</b>
3.1	RULES .....	13
3.2	OIL OBJECTS, STANDARD ATTRIBUTES AND REFERENCES.....	14
3.2.1	<i>CPU</i> .....	14
3.2.2	<i>OS</i> .....	14
3.2.3	<i>APPMODE</i> .....	15
3.2.4	<i>TASK</i> .....	15
3.2.5	<i>COUNTER</i> .....	17
3.2.6	<i>ALARM</i> .....	18
3.2.7	<i>RESOURCE</i> .....	20
3.2.8	<i>EVENT</i> .....	21
3.2.9	<i>ISR</i> .....	22
3.2.10	<i>MESSAGE</i> .....	23
3.2.11	<i>COM</i> .....	33
3.2.12	<i>IPDU</i> .....	34
3.2.13	<i>NM</i> .....	36
<b>4</b>	<b>DEFINITION OF A PARTICULAR IMPLEMENTATION.....</b>	<b>37</b>
4.1	ATTRIBUTE TYPES.....	37
4.1.1	<i>UINT32</i> .....	37
4.1.2	<i>INT32</i> .....	37
4.1.3	<i>UINT64</i> .....	37
4.1.4	<i>INT64</i> .....	38
4.1.5	<i>FLOAT</i> .....	38
4.1.6	<i>ENUM</i> .....	38
4.1.7	<i>BOOLEAN</i> .....	38
4.1.8	<i>STRING</i> .....	38
4.2	REFERENCE TYPES.....	39
4.3	MULTIPLE VALUES .....	39
4.4	EXAMPLE .....	39
<b>5</b>	<b>SYNTAX AND DEFAULT DEFINITION.....</b>	<b>42</b>
5.1	SYNTAX OF OIL .....	42



---

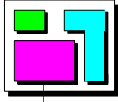
5.2	DEFAULT DEFINITION OF OIL OBJECTS AND STANDARD ATTRIBUTES.....	48
5.2.1	<i>Subset for internal communication (CCCA and CCCB only)</i> .....	57
<b>APPENDIX A</b>	<b>GENERATOR HINTS</b> .....	<b>60</b>
<b>APPENDIX B</b>	<b>CHANGES IN SPECIFICATIONS</b> .....	<b>61</b>
<b>APPENDIX C</b>	<b>INDEX</b> .....	<b>63</b>
<b>APPENDIX D</b>	<b>HISTORY</b> .....	<b>66</b>

## List of Figures

FIGURE 1-1: EXAMPLE OF DEVELOPMENT PROCESS FOR APPLICATIONS (OSEK OS ONLY) .....	5
--	---

## List of Tables

TABLE 2-1: POSSIBLE COMBINATIONS OF ATTRIBUTES WITH DEFAULT VALUES FOR ENUM .....	11
---	----



# 1 Introduction

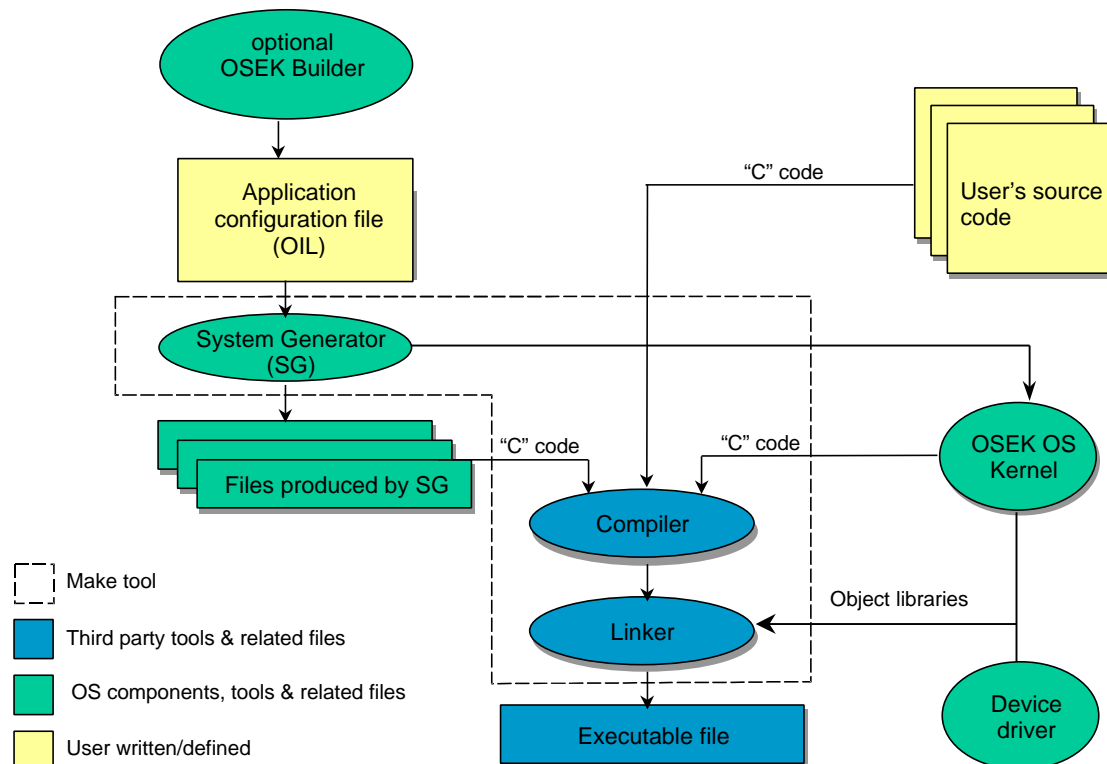
## 1.1 General remarks

This document refers to the OSEK OS Specifications 2.2 and 2.2.x, the OSEK COM Specifications 3.0 and 3.0.x and the OSEK Binding Specification 1.4. For a better understanding of this document, the reader should be familiar with the contents of these other specifications.

## 1.2 Motivation

To reach the goal of OSEK of portable software, a way has been defined to describe the configuration of an application using OSEK.

This specification only addresses a single central processing unit (CPU) in an electronic control unit (ECU), not an ECU network.



**Figure 1-1: Example of development process for applications (OSEK OS only)**

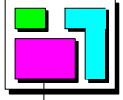
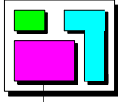


Figure 1-1 shows an example of a development process for applications. The OIL description may be hand-written or generated by a system configuration tool. Sub-systems delivered in source code are compiled together with the application; others delivered as a library are integrated by the linker.



## 2 Language Definition

### 2.1 Preamble

The goal of OIL is to provide a mechanism to configure an OSEK application inside a particular CPU. This means for each CPU there is one OIL description.

All OSEK system objects are described using OIL objects.

### 2.2 General concept

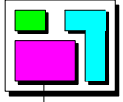
The OIL description of the OSEK application is considered to be composed of a set of OIL objects. A CPU is a container for these OIL objects.

OIL defines standard types for its objects. Each object is described by a set of attributes and references. OIL defines explicitly all *standard attributes* for each OIL object.

Each OSEK implementation can define additional implementation-specific attributes and references. It is possible only to add attributes to existing OIL objects. Creating new OIL objects, or other changes to the grammar, are not allowed. All non-standard attributes (*optional attributes*) are considered to be fully implementation-specific and have no standard interpretation. Each OSEK implementation can limit the given set of values for attributes (e.g. restrict the possible value range for priorities).

#### Description of the OIL objects:

CPU:	the CPU on which the application runs under the control of OSEK sub-systems.
OS:	the OSEK OS that runs on the CPU. No standard references are defined in OIL from OSEK OS to other OIL objects.
APPMODE:	defines different modes of operation for the application. No standard attributes are defined for the APPMODE object.
ISR:	interrupt service routines supported by the OS.
RESOURCE:	a resource that can be occupied by a task.
TASK:	a task handled by the OS.
COUNTER:	a counter represents hardware/software tick source for alarms.
EVENT:	an event tasks may react on.
ALARM:	an alarm is based on a counter and can either activate a task, set an event or activate an alarm-callback routine.
COM:	the communication subsystem. The COM object has standard attributes to define general properties for OSEK COM.



- MESSAGE:** a message is defined in OSEK COM and defines a mechanism for data exchange between different entities (entities being tasks or ISRs) and with other CPUs.
- IPDU:** an IPDU is defined in OSEK COM. IPDUs carry messages used in external communication.
- NM:** the network management subsystem.

## 2.3 OIL basics

### 2.3.1 OIL file structure

The OIL description contains two parts - one for the definition of standard and implementation-specific features (*implementation definition*) and another one for the definition of the structure of the application located on the particular CPU (*application definition*).

The OIL description consists of one main OIL file that can refer to included files (see section 2.3.9).

### 2.3.2 Syntax

The grammar rules for an OIL file are presented in the document using a notation similar to the Backus-Naur Form (BNF<sup>1</sup>), see section 5.1.

All keywords, attributes, object names, and other identifiers are case-sensitive.

Comments in the BNF notation are written as C<sup>++</sup>-style comments.

### 2.3.3 OIL versions

OIL version "2.0" corresponds to OSEK OS specification 2.0 revision 1.

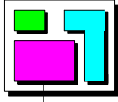
OIL version "2.1" also corresponds to OSEK OS specification 2.0 revision 1. It contains an OIL-internal extension in syntax and semantics. OIL version "2.1" is not compatible with OIL version "2.0".

OIL version "2.2" only defines new standard attributes. It is compatible with OIL version "2.1".

---

<sup>1</sup> NAUR, Peter (ed.), "Revised Report on the Algorithmic Language ALGOL 60.", Communications of the ACM, Vol. 3, No.5, pp. 299-314, May 1960 or  
M. Marcotty & H. Ledgard, The World of Programming Languages, Springer-Verlag, Berlin 1986., pages 41 and following.





OIL version “2.3” corresponds to OSEK OS specification 2.2 and is compatible with OIL version “2.2”. OIL version “2.3” only defines new standard attributes.

OIL version “2.4” corresponds to OSEK OS specifications 2.2 and 2.2.x and OSEK COM specifications 3.0 and 3.0.x. It is not backwards compatible with OIL version “2.3” in two respects:

- the ACCESSOR attribute in the TASK and ISR object has been replaced by the MESSAGE attribute,
- the MESSAGE object has been completely redefined.

Two OIL sets of objects and standard attributes are defined:

- Full set of objects and standard attributes: OS and full featured COM, supporting the conformance classes: BCC1, BCC2, ECC1, ECC2, CCCA, CCCB, CCC0, CCC1.
- Subset of objects and standard attributes: OS with internal communication only, supporting the conformance classes: BCC1, BCC2, ECC1, ECC2, CCCA, CCCB.

### 2.3.4 Implementation definition

For each OIL object, the implementation definition defines all attributes and their properties for a particular OSEK implementation.

The implementation definition must be present in the OIL description and must contain all standard attributes, which are listed in section 3.2. The value range of those attributes may be restricted. Attribute definition is described in chapter 4.

Additional attributes and their properties can be defined for the objects for a particular OSEK implementation. Additional attributes are optional.

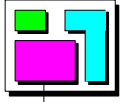
The include mechanism (see section 2.3.1) can be used to define the implementation definition as a separate file. Thus, corresponding implementation definition files can be developed and delivered with particular OSEK implementations and then included with the application definition in user's OIL files.

An implementation of OIL must support either all objects and standard attributes or a specific subset defined in section 5.2.1.

### 2.3.5 Application definition

The application definition comprises a set of objects and the values for their attributes. Except for the OS, COM and NM objects, the application definition can contain more than one OIL object of a particular type.

Each object is characterised by a set of attributes and their values. No attribute may appear that is not defined in the implementation definition. Attribute values must comply with the attribute properties specified in the implementation definition.



Attributes that take a single value may only be specified once per object. Attributes that take a list of values have to be specified as multiple statements.

Example for multiple statement:

```
RESOURCE = RES1;  
RESOURCE = RES2;
```

### 2.3.6 Dependencies between attributes

The OIL Specification allows the expression of dependencies between attributes. To be more open to vendor-specific and standard extensions the OIL syntax includes conditional attributes (parameters). OIL allows infinite nesting of those dependencies.

To express dependencies, ENUM and BOOLEAN attributes can be parameterised. If attributes in several sets of one conditional attribute have the same name, they must have the same type.

### 2.3.7 Automatic attribute assignment

Attribute values may be calculated by the generator. For these attributes, the keyword WITH\_AUTO has to be used in the attribute's definition in the implementation definition. In conjunction with WITH\_AUTO, the attribute value AUTO is valid in the application definition and as a default value.

### 2.3.8 Default values

Default values are used by the generator in the case that an attribute is missing in the application definition.

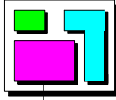
Default values are mandatory for optional attributes. Because the syntax of the implementation-specific part requires the definition of default values, a special default value NO\_DEFAULT is defined explicitly to suppress the default mechanism. In this case, the attribute must be defined in the application part.

Default values are forbidden for standard attributes except if explicitly stated otherwise in the specification. If a default value is allowed for a standard attribute, it is defined in the specification in section 5.2.

It is an error if a standard attribute that does not have a default value defined in the implementation definition is missing from the application definition.

The OIL grammar uses assignment in the implementation definition to specify default values.

All possible combinations of attributes with default values are shown in the following example for ENUM (see Table 2-1). The OIL syntax allows six combinations for the implementation-specific part and three combinations for the application part.



Implementation part	Application part		
	param = A;	param = AUTO;	// nothing
ENUM [A, B, C] param = B;	param ⇨A	ERROR	param ⇨B
ENUM [A, B, C] param = NO_DEFAULT;	param ⇨A	ERROR	ERROR
ENUM [A, B, C] param = AUTO;	ERROR	ERROR	ERROR
ENUM <b>WITH_AUTO</b> [A, B, C] param = B;	param ⇨A	Generator-specific	param ⇨B
ENUM <b>WITH_AUTO</b> [A, B, C] param = NO_DEFAULT;	param ⇨A	Generator-specific	ERROR
ENUM <b>WITH_AUTO</b> [A, B, C] param = AUTO;	param ⇨A	Generator-specific	Generator-specific

Table 2-1: Possible combinations of attributes with default values for ENUM

Example:

```
IMPLEMENTATION myOS {
  TASK {
    UINT32 [1..0xff] STACKSIZE = 16; // If STACKSIZE is missing,
                                     // 16 is used as a default
  };
};
```

### 2.3.9 Include mechanism

The include mechanism allows for separate definitions for some parts of OIL. The implementation definition can be delivered with an OSEK implementation and used (included) by the system designer.

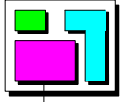
The include statement has the same syntax as in ISO/ANSI-C:

```
#include <file>
#include "file"
```

- For each OIL tool there must be a way to specify search-paths for include files.
- #include <file> uses the search-path
- #include "file" uses the directory where the including file resides

#### Placement of include directives

The same rules apply as for ISO/ANSI-C, e.g. the include statement has to be on a separate line and can appear anywhere in the description files.



### 2.3.10 Comments

The OIL file may contain C<sup>++</sup>-style comments (`/* */` and `//`). C<sup>++</sup> rules apply.

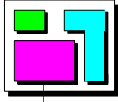
### 2.3.11 Descriptions

To describe OIL objects, attributes, and values, the OIL syntax offers the concept of descriptions. Descriptions are optional. They start after a colon (:), are enclosed in double quotes ("), and must not contain a double quote.

Example:

```
...  
BOOLEAN START = FALSE:"Automatic start of alarm on system start";  
...
```

Descriptions give the user additional information about OIL objects, attributes and values in a well-defined format. The interpretation of descriptions is implementation-specific.

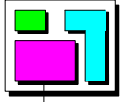


## 3 OIL Object Definitions

### 3.1 Rules

The application configuration files must conform to some rules to be successfully processed. These rules are:

- All objects are described using the OIL syntax.
- Each object must have a unique name. Each object may be divided into several parts.
- All object names must be accessible from the application.
- An attribute defines some object properties (for example, the task priority). Attributes that take a single value may only be specified once per object. Attributes that take a list of values must be specified as multiple statements.
- An object can have a set of references to other objects. Per object, there may be more than one reference to the same type of object (e.g. more than one reference to different events, see example in section 3.2.4.8).
- Unless stated otherwise, values must be defined for all standard attributes of all objects, except for multiple attributes, which can be empty.
- If default values are required for standard attributes, they are specified in this document and must not be changed.
- The `<name>` non-terminal represents any ISO/ANSI-C identifier.
- The `<number>` non-terminal represents any integer constant. The range of integers is determined by the target platform. Both decimal and hexadecimal integers are allowed, and using the same notation as C. Decimal integers with leading zeroes are not allowed as they might be misinterpreted as octal values.
- The `<string>` non-terminal represents any 8-bit character sequence enclosed in double-quotes ("), but not containing double-quotes.
- The *description* represents any 8-bit character sequence enclosed in double-quotes ("), but not containing double-quotes.
- A *reference* defines a unidirectional link to another object (for example, the task X has to be activated when the alarm Y expires).
- Implementation-specific additional parameters are only allowed for optional attributes. For portability reasons, it is forbidden to define implementation-specific additional parameters for standard attributes.



## 3.2 OIL objects, standard attributes and references

For each object, the standard set of attributes and their values is defined. They must be supported by any implementation.

### 3.2.1 CPU

CPU is used as a container for all other objects.

### 3.2.2 OS<sup>2</sup>

OS is the object used to define OSEK OS properties for an OSEK application.

In a CPU exactly one OS object has to be defined.

#### 3.2.2.1 STATUS

The STATUS attribute specifies whether a system with standard or extended status has to be used. Automatic assignment is not supported for this attribute.

This attribute is of type ENUM and has one of the following possible values:

- STANDARD
- EXTENDED

#### 3.2.2.2 Hook routines

The following attribute names are defined for the hook routines supported by OSEK OS:

- STARTUPHOOK
- ERRORHOOK
- SHUTDOWNHOOK
- PRETASKHOOK
- POSTTASKHOOK

These attributes are of type BOOLEAN.

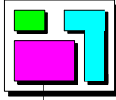
If a hook routine is used, the value is set to TRUE otherwise the value is set to FALSE.

The usage of the access macros to the service ID and the context-related information in the error hook is enabled by the following attributes of type BOOLEAN:

- USEGETSERVICEID
- USEPARAMETERACCESS

---

<sup>2</sup> Attributes for Conformance Class and Scheduling are not defined as these are not part of the OS specification



### 3.2.2.3 USERESSCHEDULER

The USERESSCHEDULER attribute is of type BOOLEAN and defines whether the resource RES\_SCHEDULER is used within the application.

### 3.2.2.4 Example

```
OS ExampleOS {  
    STATUS = STANDARD;  
    STARTUPHOOK = TRUE;  
    ERRORHOOK = TRUE;  
    SHUTDOWNHOOK = TRUE;  
    PRETASKHOOK = FALSE;  
    POSTTASKHOOK = FALSE;  
    USEGETSERVICEID = FALSE;  
    USEPARAMETERACCESS = FALSE;  
    USERESSCHEDULER = TRUE;  
};
```

### 3.2.3 APPMODE

APPMODE is the object used to define OSEK OS properties for an OSEK OS application mode.

No standard attributes are defined for APPMODE.

In a CPU, at least one APPMODE object has to be defined.

### 3.2.4 TASK

TASK objects represent OSEK tasks.

#### 3.2.4.1 PRIORITY

The priority of a task is defined by the value of the PRIORITY attribute. This value has to be understood as a relative value, i.e. the values of PRIORITY show only the relative ordering of the tasks.

This attribute is of type UINT32.

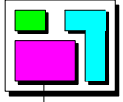
OSEK OS defines the lowest priority as zero (0), larger values of the PRIORITY attribute correspond to higher priorities (see the OSEK OS specification 2.1, ch. 4.5).

#### 3.2.4.2 SCHEDULE

The SCHEDULE attribute defines the preemptability of the task.

This attribute is of type ENUM and has one of the following possible values:

- NON
- FULL



The FULL value of this attribute corresponds to a preemptable task, the NON value to a non-preemptable task.

If the SCHEDULE attribute is set to NON, no internal resources may be assigned to this task.

### 3.2.4.3 ACTIVATION

The ACTIVATION attribute defines the maximum number of queued activation requests for the task. A value equal to "1" means that at any time only a single activation is permitted for this task (see OSEK OS specification).

This attribute is of type UINT32.

### 3.2.4.4 AUTOSTART

The AUTOSTART attribute determines whether the task is activated during the system start-up procedure or not for some specific application modes.

This attribute is of type BOOLEAN.

If the task shall be activated during the system start-up, the value is set to TRUE otherwise the value is set to FALSE. When set to TRUE, a list of application modes is defined in the APPMODE sub-attribute of type APPMODE\_TYPE. These define in which application modes the task is auto-started.

### 3.2.4.5 RESOURCE

The RESOURCE reference is used to define a list of resources accessed by the task.

This attribute is a multiple reference (see sections 4.2, 4.3) of type RESOURCE\_TYPE.

### 3.2.4.6 EVENT

The EVENT reference is used to define a list of events the extended task may react to.

This attribute is a multiple reference (see sections 4.2, 4.3) of type EVENT\_TYPE.

### 3.2.4.7 MESSAGE

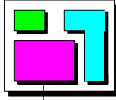
The MESSAGE reference is used to define a list of messages accessed by the task.

This attribute is a multiple reference (see sections 4.2, 4.3) of type MESSAGE\_TYPE.

### 3.2.4.8 Example

```
TASK TaskA {
    PRIORITY = 2;
    SCHEDULE = NON;
    ACTIVATION = 1;
    AUTOSTART = TRUE {
        APPMODE = AppMode1;
        APPMODE = AppMode2;
    }
    RESOURCE = resource1;
    RESOURCE = resource2;
    RESOURCE = resource3;
}
```





```
EVENT = event1;  
EVENT = event2;  
MESSAGE = anyMesssage1;  
};
```

### 3.2.5 COUNTER

A COUNTER serves as a base for the ALARM mechanism.

#### 3.2.5.1 MAXALLOWEDVALUE

The MAXALLOWEDVALUE attribute defines the maximum allowed counter value.

This attribute is of type UINT32.

#### 3.2.5.2 TICKSPERBASE

The TICKSPERBASE attribute specifies the number of ticks required to reach a counter-specific unit. The interpretation is implementation-specific.

This attribute is of type UINT32.

#### 3.2.5.3 MINCYCLE

The MINCYCLE attribute specifies the minimum allowed number of counter ticks for a cyclic alarm linked to the counter.

This attribute is of type UINT32.

#### 3.2.5.4 Example

```
COUNTER Timer {  
    MINCYCLE = 16;  
    MAXALLOWEDVALUE = 127;  
    TICKSPERBASE = 90;  
};
```

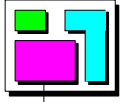
### 3.2.6 ALARM

An ALARM may be used to asynchronously inform or activate a specific task. It is possible to start alarms automatically at system start-up depending on the application mode.

#### 3.2.6.1 COUNTER

The COUNTER reference defines the counter assigned to this alarm. Only one counter has to be assigned to the alarm. Any alarm has to be assigned to a particular counter.

This attribute is a single reference (see section 4.2).



### 3.2.6.2 ACTION

The ACTION attribute defines which type of notification is used when the alarm expires.

This attribute is a parameterised ENUM with the following possible values:

- ACTIVATETASK {TASK\_TYPE TASK;}
- SETEVENT {TASK\_TYPE TASK; EVENT\_TYPE EVENT;}
- ALARMCALLBACK {STRING ALARMCALLBACKNAME;}

For an alarm, only one action is allowed.

#### **ACTION = ACTIVATETASK**

The TASK reference parameter defines the task to be activated when the alarm expires.

This parameter is a single reference (see section 4.2) of type TASK\_TYPE.

#### **ACTION = SETEVENT**

The TASK reference parameter defines the task for which the event is to be set. The EVENT reference parameter defines the event to be set when the alarm expires.

TASK is a single reference of type TASK\_TYPE. EVENT is a single reference of type EVENT\_TYPE.

#### **ACTION = ALARMCALLBACK**

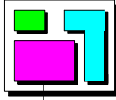
The ALARMCALLBACKNAME parameter defines the name of the callback routine that is called when the alarm expires.

### 3.2.6.3 AUTOSTART

The AUTOSTART attribute of type BOOLEAN defines if an alarm is started automatically at system start-up depending on the application mode.

When this attribute is set to TRUE, sub-attributes are used to define the ALARMTIME, i.e. the time when the ALARM shall expire first, the CYCLETIME, i.e. the cycle time of a cyclic ALARM and a list of application modes (APPMODE) for which the AUTOSTART shall be performed.

```
BOOLEAN [  
  TRUE  
  {  
    UINT32 ALARMTIME;  
    UINT32 CYCLETIME;  
    APPMODE_TYPE APPMODE[ ];  
  },  
  FALSE  
] AUTOSTART;
```



### 3.2.6.4 Examples

```
ALARM WakeTaskA {
    COUNTER = Timer;
    ACTION = SETEVENT {
        TASK = TaskA;
        EVENT = event1;
    };
    AUTOSTART = FALSE;
};

ALARM WakeTaskB {
    COUNTER = SysCounter;
    ACTION = ACTIVATETASK {
        TASK = TaskB;
    };
    AUTOSTART = TRUE {
        ALARMTIME = 50;
        CYCLETIME = 100;
        APPMODE = AppModel1;
        APPMODE = AppMode2;
    };
};

ALARM RunCallbackC {
    COUNTER = SysCounter;
    ACTION = ALARMCALLBACK {
        ALARMCALLBACKNAME = "CallbackC";
    };
    AUTOSTART = FALSE;
};
```

### 3.2.7 RESOURCE

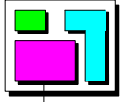
A RESOURCE object is used to co-ordinate the concurrent access by tasks and ISRs to a shared resource, e.g. the scheduler, any program sequence, memory or any hardware area.

There is one attribute of type ENUM defined to specify the RESOURCEPROPERTY. This attribute can take the following values:

- **STANDARD:** A normal resource that is not linked to another resource and is not an internal resource.
- **LINKED:** A resource that is linked to another resource with the property STANDARD or LINKED. The resource to which the linking shall be performed is defined by the sub-attribute LINKEDRESOURCE of type RESOURCE\_TYPE. The code generator for the operating system must resolve chains of linked resources.
- **INTERNAL:** An internal resource that cannot be accessed by the application.

#### 3.2.7.1 Example

```
RESOURCE MsgAccess
{
    RESOURCEPROPERTY = STANDARD;
};
```



### 3.2.8 EVENT

An EVENT object is represented by its mask. The name of the event is a synonym for its mask.

The same event may be set for different tasks. Events with the same name are identical, therefore the event mask is identical. Events with the same mask are generally not identical i.e. their names may be different.

#### 3.2.8.1 MASK

The event mask is an integer number MASK of type UINT64. The other way to assign an event mask is to declare it as AUTO. In this case, one bit is automatically assigned to the event mask. This bit is unique with respect to the tasks that reference the event.

#### 3.2.8.2 Examples

```
EVENT event1 {  
    MASK = 0x01;  
};  
  
EVENT event2 {  
    MASK = AUTO;  
};
```

In C Code, the user is allowed to combine normal event masks and AUTO event masks.

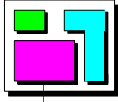
```
C Code:  
...  
WaitEvent ( event1 | event2 );  
...
```

The next example shows the same EVENT object (i.e. with the same name) used by different tasks:

```
EVENT emergency {  
    MASK = AUTO;  
};  
  
TASK task1 {  
    EVENT = myEvent1;  
    EVENT = emergency;  
};  
  
TASK task2 {  
    EVENT = emergency;  
    EVENT = myEvent2;  
};  
  
TASK task7 {  
    EVENT = emergency;  
    EVENT = myEvent2;  
};
```

In C Code, the user is allowed to use the emergency event with all three tasks.

```
C Code:  
...  
SetEvent (task1, emergency);  
SetEvent (task2, emergency);
```



```
SetEvent (task7, emergency);  
...
```

Another use for the same event name for events of different tasks is in control loops:

C Code:

```
...  
TaskType myList[] = {task1, task2, task7};  
int myListLen = 3;  
int i=0;  
for (i=0;i<myListLen;i++) {  
    SetEvent(myList[i],emergency);  
}  
...
```

### 3.2.9 ISR

ISR objects represent OSEK interrupt service routines (ISR).

#### 3.2.9.1 CATEGORY

The CATEGORY attribute defines the category of the ISR.

This attribute is of type UINT32, only values of 1 and 2 are allowed.

#### 3.2.9.2 RESOURCE

The RESOURCE reference is used to define a list of resources accessed by the ISR.

This attribute is a multiple reference (see sections 4.2, 4.3) of type RESOURCE\_TYPE.

#### 3.2.9.3 MESSAGE

The MESSAGE reference is used to define a list of messages accessed by the ISR.

This attribute is a multiple reference (see sections 4.2, 4.3) of type MESSAGE\_TYPE.

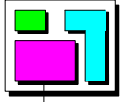
#### 3.2.9.4 Example

```
ISR TimerInterrupt {  
    CATEGORY = 2;  
    RESOURCE = someResource;  
    MESSAGE= anyMessage2;  
};
```

### 3.2.10 MESSAGE

MESSAGE objects represent OSEK messages.

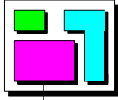
The MESSAGE object has three attributes, MESSAGEPROPERTY (see section 3.2.10.1), NOTIFICATION (see section 3.2.10.16) and NOTIFICATIONERROR (see section 3.2.10.16).



### 3.2.10.1 MESSAGEPROPERTY

The MESSAGEPROPERTY attribute has the following sub-attributes:

<b>MESSAGEPROPERTY</b>	<b>Sub-attributes</b>	<b>Described in section</b>
SEND_STATIC_INTERNAL	CDATATYPE	3.2.10.2
SEND_STATIC_EXTERNAL	CDATATYPE	3.2.10.2
	TRANSFERPROPERTY	3.2.10.3
	IPDU	3.2.10.4
	BITPOSITION	3.2.10.5
	SIZEINBITS	3.2.10.6
	SWAPBYTES	3.2.10.7
	FILTER	3.2.10.8
	NETWORKORDERCALLOUT	3.2.10.9
	CPUORDERCALLOUT	3.2.10.10
	INITIALVALUE	3.2.10.11
SEND_DYNAMIC_EXTERNAL	TRANSFERPROPERTY	3.2.10.3
	IPDU	3.2.10.4
	BITPOSITION	3.2.10.5
	MAXIMUMSIZEINBITS	3.2.10.12
	NETWORKORDERCALLOUT	3.2.10.9
	CPUORDERCALLOUT	3.2.10.10
	INITIALVALUE	3.2.10.11
SEND_ZERO_INTERNAL	none	none
SEND_ZERO_EXTERNAL	IPDU	3.2.10.4
	NETWORKORDERCALLOUT	3.2.10.9
	CPUORDERCALLOUT	3.2.10.10
RECEIVE_ZERO_INTERNAL	SENDINGMESSAGE	3.2.10.13
RECEIVE_ZERO_EXTERNAL	IPDU	3.2.10.4



MESSAGEPROPERTY	Sub-attributes	Described in section
	NETWORKORDERCALLOUT	3.2.10.9
	CPUORDERCALLOUT	3.2.10.10
RECEIVE_UNQUEUED_INTERNAL	SENDINGMESSAGE	3.2.10.13
	FILTER	3.2.10.8
	INITIALVALUE	3.2.10.11
RECEIVE_QUEUED_INTERNAL	SENDINGMESSAGE	3.2.10.13
	FILTER	3.2.10.8
	QUEUESIZE	3.2.10.14
RECEIVE_UNQUEUED_EXTERNAL	CDATATYPE	3.2.10.2
	FILTER	3.2.10.8
	LINK	3.2.10.15
	INITIALVALUE	3.2.10.11
RECEIVE_QUEUED_EXTERNAL	CDATATYPE	3.2.10.2
	QUEUESIZE	3.2.10.14
	FILTER	3.2.10.8
	LINK	3.2.10.15
RECEIVE_DYNAMIC_EXTERNAL	LINK	3.2.10.15
	INITIALVALUE	3.2.10.11
RECEIVE_ZERO_SENDERS	CDATATYPE	3.2.10.2
	INITIALVALUE	3.2.10.11

A transmit message that is at the same time received internally and transmitted externally is declared as external (using one of the SEND\_xx\_EXTERNAL properties). Internal receivers of this message refer to it using the SENDINGMESSAGE attribute.

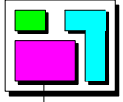
The property RECEIVE\_ZERO\_SENDERS is used for messages with zero senders.

The message attributes are defined in the following.

### 3.2.10.2 CDATATYPE

The CDATATYPE attribute describes the data type of the message data using C language types (e.g. *int* or a structure name).

This attribute is of type STRING.



The purpose of this attribute is the representation of the message in a form that is meaningful to the application.

### **3.2.10.3 TRANSFERPROPERTY**

The TRANSFERPROPERTY attribute is of type ENUM and describes the action that OSEK COM takes when this message is sent by the application. Possible actions are:

#### **TRANSFERPROPERTY = TRIGGERED**

The IPDU containing the message may or may not be sent immediately depending upon the IPDU's TRANSMISSIONMODE.

#### **TRANSFERPROPERTY = PENDING**

No action is taken.

### **3.2.10.4 IPDU**

The IPDU reference is used to define the IPDU that carries this MESSAGE.

### **3.2.10.5 BITPOSITION**

The BITPOSITION attribute is of type UINT32 and specifies the offset from bit 0 of the IPDU to bit 0 of the message.

Bit position is calculated as follows: The IPDU is regarded as an unsigned integer of the length of the IPDU. The least significant bit of the IPDU is regarded as bit 0.

### **3.2.10.6 SIZEINBITS**

The SIZEINBITS attribute is of type UINT32 and specifies, in bits, the size of a static-length message in an IPDU.

### **3.2.10.7 SWAPBYTES**

The SWAPBYTES attribute is of type BOOLEAN and specifies whether the bytes of the MESSAGE should be swapped in order to correct for different endianness in the application and network.

The default value for SWAPBYTES is FALSE and means that no byte swapping is performed.

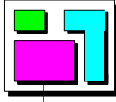
### **3.2.10.8 FILTER**

The FILTER attribute specifies the action of the message filter. This attribute is of type ENUM and has the following values, which are defined in the COM specification.

#### **FILTER = ALWAYS**

This value has no sub-attributes. It is the default value for FILTER.





### **FILTER = NEVER**

This value has no sub-attributes.

### **FILTER = MASKEDNEWEQUALSX**

This value has the sub-attributes MASK and X.

### **FILTER = MASKEDNEWDIFFERSX**

This value has the sub-attributes MASK and X.

### **FILTER = NEWISEQUAL**

This value has no sub-attributes.

### **FILTER = NEWISDIFFERENT**

This value has no sub-attributes.

### **FILTER = MASKEDNEWEQUALSMASKEDOLD**

This value has the sub-attribute MASK.

### **FILTER = MASKEDNEWDIFFERSMASKEDOLD**

This value has the sub-attribute MASK.

### **FILTER = NEWISWITHIN**

This value has the sub-attributes MIN and MAX.

### **FILTER = NEWISOUTSIDE**

This value has the sub-attributes MIN and MAX.

### **FILTER = NEWISGREATER**

This value has no sub-attributes.

### **FILTER = NEWISLESSOREQUAL**

This value has no sub-attributes.

### **FILTER = NEWISLESS**

This value has no sub-attributes.

### **FILTER = NEWISGREATEROREQUAL**

This value has no sub-attributes.

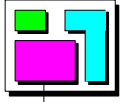
### **FILTER = ONEEVERYN**

This value has the sub-attributes PERIOD and OFFSET.

### **3.2.10.9 NETWORKORDERCALLOUT**

The NETWORKORDERCALLOUT attribute defines the name of the network-order callout routine for this MESSAGE. The default value corresponds to no callout specified.

This attribute is of type STRING.



### 3.2.10.10 CPUORDERCALLOUT

The CPUORDERCALLOUT attribute defines the name of the CPU-order callout routine for this MESSAGE. The default value corresponds to no callout specified.

This attribute is of type STRING.

### 3.2.10.11 INITIALVALUE

The INITIALVALUE attribute is of type UINT64 and specifies the initial value of a MESSAGE.

The default value for INITIALVALUE is 0.

### 3.2.10.12 MAXIMUMSIZEINBITS

The MAXIMUMSIZEINBITS attribute is of type UINT32 and specifies in bits the maximum size that a dynamic message might reach.

### 3.2.10.13 SENDINGMESSAGE

The SENDINGMESSAGE attribute is used by a receiver of an internal message to identify the sender of the message. Therefore, this attribute is a reference to a sent message within this OIL file.

### 3.2.10.14 QUEUESIZE

The QUEUESIZE attribute is of type UINT32 and defines the maximum number of messages that the queue for a queued message can store.

### 3.2.10.15 LINK

The LINK attribute is of type ENUM. It determines whether this message has its own field within the IPDU or fans out from another message's IPDU field. OSEK COM allows a field in a received IPDU to correspond to one or more MESSAGE objects. When the IPDU is received, all the corresponding MESSAGE objects receive the same data.

#### **LINK = TRUE**

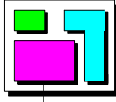
When LINK is set to TRUE a sub-attribute called RECEIVEMESSAGE refers to another message that must be received from the network. The link must point to a MESSAGE with LINK set to FALSE. This implies that the field in the IPDU fans out to more than one MESSAGE object.

The RECEIVEMESSAGE sub-attribute is a reference to another MESSAGE object.

#### **LINK = FALSE**

When LINK is set to FALSE the sub-attributes IPDU (see section 3.2.10.4) and BITPOSITION (see section 3.2.10.5) must be defined.

The sub-attributes NETWORKORDERCALLOUT (see section 3.2.10.9) and CPUORDERCALLOUT (see section 3.2.10.10) may be defined.



In the case of dynamic-length messages, the sub-attribute `MAXIMUMSIZEINBITS` (see section 3.2.10.12) must also be defined.

In the case of static-length messages, the sub-attribute `SIZEINBITS` (see section 3.2.10.6) must also be defined, and `SWAPBYTES` (see section 3.2.10.7) may be defined.

### 3.2.10.16 NOTIFICATION and NOTIFICATIONERROR

The notification classes are called `NOTIFICATION` and `NOTIFICATIONERROR`. Depending on the message property this is either a send or a receive notification. Each notification class is defined as an `ENUM` with the following values:

#### **NONE**

No notification is performed. This is the default value for `NOTIFICATION` and `NOTIFICATIONERROR`.

#### **ACTIVATETASK**

To perform the required notification a task is activated. The task is named by the `TASK` sub-attribute, which is a reference to a `TASK` object.

#### **SETEVENT**

To perform the required notification an event is set for a task. The event and task are named by the `EVENT` and `TASK` sub-attributes.

The `EVENT` sub-attribute is a reference to an `EVENT` object. The `TASK` sub-attribute is a reference to a `TASK` object.

#### **COMCALLBACK**

To perform the required notification a callback routine is called. The name of the callback routine is specified in the `CALLBACKROUTINENAME` sub-attribute. The `MESSAGE` sub-attribute must list all the messages that are sent and/or received by this callback routine.

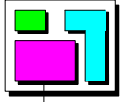
#### **FLAG**

To perform the required notification a `FLAG` is set. The flag is named using the `FLAGNAME` sub-attribute, which is of type `STRING`.

#### **INMCALLBACK**

To perform the required notification a callback routine in an OSEK NM sub-system is called. The name of the callback routine is specified with the `CALLBACKROUTINENAME` sub-attribute. The callback routine is called with a parameter specified by the `MONITOREDIPDU` sub-attribute, which is of type `UINT32`, but must be within the range 0 to 65535 inclusive. `MONITOREDIPDU` allows the IPDU to be identified to the NM sub-system.

Both of these attributes are defined as `WITH_AUTO` so that the system configuration tool can automatically create values consistent between `COM` and `NM` if it is able to.



### 3.2.10.17 Example

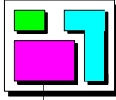
```
MESSAGE myMess1 {
    MESSAGEPROPERTY = SEND_STATIC_EXTERNAL {
        CDATATYPE = "long";
        TRANSFERPROPERTY = PENDING;
        IPDU = slow_CAN_traffic;
        BITPOSITION = 5;
        SIZEINBITS = 17;
        FILTER = NEWISWITHIN {
            MAX = 0x1234;
            MIN = 0x12;
        };
        INITIALVALUE = 0x12;
    };
    NOTIFICATION = FLAG {
        FLAGNAME = "slow_CAN_finished";
    };
};

MESSAGE speed {
    MESSAGEPROPERTY = RECEIVE_UNQUEUED_EXTERNAL {
        CDATATYPE = "long";
        LINK = FALSE {
            IPDU = vehicle_data;
            BITPOSITION = 0;
            SIZEINBITS = 7;
            SWAPBYTES = TRUE;
            NETWORKKORDERCALLOUT = "vehicle_data_active";
        };
    };
    NOTIFICATION = ACTIVATETASK {
        TASK = speedo_update;
    };
};

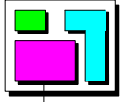
MESSAGE speed_copy {
    MESSAGEPROPERTY = RECEIVE_UNQUEUED_EXTERNAL {
        CDATATYPE = "long";
        LINK = TRUE {
            RECEIVEMESSAGE = speed;
            // size etc. are therefore inherited from the
            // MESSAGE called speed.
        };
    };
};

MESSAGE water_temperature {
    MESSAGEPROPERTY = SEND_STATIC_INTERNAL {
        CDATATYPE = "short";
    };
};

MESSAGE water_temperature_copy1 {
    MESSAGEPROPERTY = RECEIVE_UNQUEUED_INTERNAL {
        SENDINGMESSAGE = water_temperature;
        FILTER = NEWISWITHIN {
            MAX = 0x1234;
            MIN = 0x12;
        };
        INITIALVALUE = 0x12;
    };
};
```



```
    NOTIFICATION = COMCALLBACK {
        CALLBACKROUTINENAME = "valid_water_temperature";
        MESSAGE = water_temperature_copy1;
        MESSAGE = speed;
    };
};
MESSAGE water_temperature_copy2 {
    MESSAGEPROPERTY = RECEIVE_UNQUEUED_INTERNAL {
        SENDINGMESSAGE = water_temperature;
        FILTER = NEWISOUTSIDE {
            MAX = 0x1234;
            MIN = 0x12;
        };
        INITIALVALUE = 0x12;
    };
};
    NOTIFICATION = COMCALLBACK {
        CALLBACKROUTINENAME = "invalid_water_temperature";
        MESSAGE = water_temperature_copy1;
    };
};
MESSAGE next_radio_station_pushed {
    MESSAGEPROPERTY = SEND_ZERO_EXTERNAL {
        IPDU = next_radio_station;
    };
};
MESSAGE next_radio_station_pushed_event {
    MESSAGEPROPERTY = RECEIVE_ZERO_INTERNAL {
        SENDINGMESSAGE = next_radio_station_pushed;
    };
    NOTIFICATION = SETEVENT {
        TASK = change_radio_station;
        EVENT = next_station;
    };
};
```



### 3.2.11 COM

COM is the object used to define OSEK COM sub-system properties.

In a CPU object, only one COM object can be defined.

#### 3.2.11.1 COMTIMEBASE

The COMTIMEBASE attribute defines the time base for OSEK COM. This attribute is of type FLOAT. The OSEK COM time base defined by COMTIMEBASE is one second multiplied by the parameter value. Any time that is specified in OSEK COM is multiplied by this time base to arrive at the intended real time.

The default value for COMTIMEBASE is 0.001, which is equal to one millisecond.

#### 3.2.11.2 Error hook routine

The following attributes are defined for the hook routine supported by OSEK COM. These attributes are of type BOOLEAN. The hook routine is used if the value is set to TRUE. The hook routine is not used if the value is set to FALSE.

- COMERRORHOOK

The usage of the access macros to the service ID and the context-related information in the error hook routine is enabled by the following attributes:

- COMUSEGETSERVICEID
- COMUSEPARAMETERACCESS

The default value for these parameters is FALSE.

#### 3.2.11.3 COMSTARTCOMEXTENSION

The COMSTARTCOMEXTENSION attribute defines whether the user-supplied function *StartCOMExtension* is called from the OSEK COM function *StartCOM*.

The function is called if the value is set to TRUE. The function is not called if the value is set to FALSE, which is the default value for this attribute.

#### 3.2.11.4 COMAPPMODE

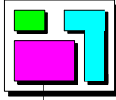
The COMAPPMODE attribute lists all COM application modes that are supported.

This attribute is of type STRING and can have multiple values.

#### 3.2.11.5 COMSTATUS

The COMSTATUS attribute defines the level of error checking.

This attribute is of type ENUM. Extended error checking is done if the value of COMSTATUS is set to COMEXTENDED. Standard error checking is done if the value of COMSTATUS is set to COMSTANDARD, which is the default value.



### 3.2.11.6 Example

```
COM ExampleCOM {  
    COMTIMEBASE = 0.001;  
    COMERRORHOOK = TRUE;  
    COMUSEGETSERVICEID = FALSE;  
    COMUSEPARAMETERACCESS = FALSE;  
    COMSTARTCOMEXTENSION = FALSE;  
    COMAPPMODE = "COMNormalMode";  
    COMAPPMODE = "COMDiagnosticMode";  
    COMSTATUS = COMEXTENDED;  
};
```

### 3.2.12 IPDU

#### 3.2.12.1 SIZEINBITS

The SIZEINBITS attribute specifies the length of an IPDU in bits. This attribute is of type UINT32.

#### 3.2.12.2 IPDUPROPERTY

The IPDUPROPERTY attribute is of type ENUM and describes the direction of the IPDU transfer. Possible values are:

- SENT
- RECEIVED

#### 3.2.12.3 TRANSMISSIONMODE

The TRANSMISSIONMODE attribute specifies the transmission mode. This attribute is of type ENUM. Possible values are:

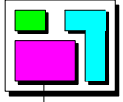
- PERIODIC
- DIRECT
- MIXED

TRANSMISSIONMODE is a sub-attribute of IPDUPROPERTY = SENT.

#### 3.2.12.4 TIMEPERIOD

The TIMEPERIOD attribute defines, depending on the chosen transmission mode, the parameter I\_TMP\_TPD or I\_TMM\_TPD. This attribute is of type UINT64. The unit of the TIMEPERIOD parameter is multiples of the COM time base.

TIMEPERIOD is a sub-attribute of TRANSMISSIONMODE = PERIODIC and TRANSMISSIONMODE = MIXED.



### 3.2.12.5 TIMEOFFSET

The TIMEOFFSET attribute defines, depending on the chosen transmission mode, the parameter I\_TMP\_TOF or I\_TMM\_TOF. This attribute is of type UINT64. The unit of the TIMEOFFSET parameter is multiples of the COM time base.

The value AUTO is the default value for this attribute and means that TIMEOFFSET assumes the same value as TIMEPERIOD.

TIMEOFFSET is a sub-attribute of TRANSMISSIONMODE = PERIODIC and TRANSMISSIONMODE = MIXED.

### 3.2.12.6 MINIMUMDELAYTIME

The MINIMUMDELAYTIME attribute specifies, depending on the chosen transmission mode, the parameter I\_TMD\_MDT or I\_TMM\_MDT. This attribute is of type UINT64. The unit of the MINIMUMDELAYTIME parameter is multiples of the COM time base.

The default value for MINIMUMDELAYTIME is 0, which means that no minimum delay time is enforced.

MINIMUMDELAYTIME is a sub-attribute of TRANSMISSIONMODE = DIRECT and TRANSMISSIONMODE = MIXED.

### 3.2.12.7 TIMEOUT

The TIMEOUT attribute defines, depending on the chosen IPDU property and, if IPDUPROPERTY = SENT, on the chosen transmission mode, the parameter I\_DM\_RX\_TO, I\_DM\_TMD\_TO, I\_DM\_TMP\_TO or I\_DM\_TMM\_TO.

This attribute is of type UINT64. The unit of the TIMEOUT parameter is multiples of the COM time base. The notification of an IPDU timeout takes place per message.

The default value for TIMEOUT is 0, which is interpreted as no timeout.

### 3.2.12.8 FIRSTTIMEOUT

The FIRSTTIMEOUT attribute specifies, if IPDUPROPERTY = RECEIVED, the parameter I\_DM\_FRX\_TO. This attribute is of type UINT64. The unit of the FIRSTTIMEOUT parameter is multiples of the COM time base.

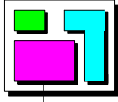
The value AUTO is the default value for this attribute and means that FIRSTTIMEOUT assumes the same value as TIMEOUT.

FIRSTTIMEOUT is a sub-attribute of IPDUPROPERTY = RECEIVED.

### 3.2.12.9 IPDUCALLOUT

The IPDUCALLOUT attribute defines the name of the IPDU callout routine. The default value corresponds to no callout specified. This attribute is of type STRING.





### 3.2.12.10 LAYERUSED

The LAYERUSED attribute defines the underlying layer that is used. The default value corresponds to no underlying layer specified. This attribute is of type STRING.

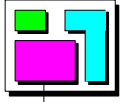
### 3.2.12.11 Example

```
IPDU mySendIPDU {
    SIZEINBITS = 64;
    IPDUPROPERTY = SENT {
        TRANSMISSIONMODE = PERIODIC {
            TIMEPERIOD = 2;
            TIMEOFFSET = 100;
        };
        MINIMUMDELAYTIME = 0;
        TIMEOUT = 250;
    };
    IPDUCALLOUT = "";
    LAYERUSED = "network";
};

IPDU myReceiveIPDU {
    SIZEINBITS = 64;
    IPDUPROPERTY = RECEIVED {
        TIMEOUT = 250;
        FIRSTTIMEOUT = 100;
    };
    IPDUCALLOUT = "";
    LAYERUSED = "network";
};
```

### 3.2.13 NM

NM objects represent the network management sub-system. No standard attributes are defined for the NM object.



## 4 Definition of a particular implementation

OIL is intended to be used for the description of applications in any OSEK implementation. The implementation definition describes a set of attributes for each object and valid values for these attributes. All standard attributes must be defined here. For standard attributes, the implementation definition can only limit the value range, but in no case extend the value range or change the value type. Optional attributes must specify a default value, AUTO (if defined WITH\_AUTO), or NO\_DEFAULT.

### 4.1 Attribute types

Any implementation-specific attribute has to be defined before it is used.

The attribute type and attribute value range (if it exists) has to be defined. The range of attribute values can be defined in two ways: either the minimum and maximum allowed attribute values are defined (the [0..12] style) or the list of possible attribute values is presented. A mix of both is not allowed.

The WITH\_AUTO specifier can be combined with any attribute type except for references. If WITH\_AUTO is specified the attribute can have the value AUTO and the possibility of automatic assignment by an off-line tool.

OIL data types are listed below. Note that these data types are not necessarily the same as the corresponding C data types.

#### 4.1.1 UINT32

Any unsigned integer number (possibly restricted to a range of numbers, see <impl\_attr\_def> section 5.1).

```
UINT32 [1..255] NON_SUSPENDED_TASKS;  
UINT32 [0,2,3,5] FreeInterrupts;  
UINT32 aNumber;
```

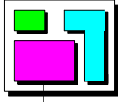
This data type allows expressing any 32-bit value in the range of  $[0..(2^{32}-1)]$ .

#### 4.1.2 INT32

Any signed integer number in the range of  $[-2^{31}..(2^{31}-1)]$ .

#### 4.1.3 UINT64

Any unsigned integer number in the range  $[0..(2^{64}-1)]$



### 4.1.4 INT64

Any signed integer number in the range  $[-2^{63} .. (2^{63}-1)]$ .

### 4.1.5 FLOAT

Any floating point number according to IEEE-754 standard (Range: +/- 1,176E-38 to +/- 3,402E+38).

```
    FLOAT [1.0 .. 25.3] ClockFrequency; // Clock frequency in MHz
```

### 4.1.6 ENUM

ENUM defines a list of ISO/ANSI-C enumerators. Any enumerator from this list can be assigned to an attribute of the according type.

```
    ENUM [NON, FULL] SCHEDULE;  
    ENUM [mon, tue, wed, thu, fri] myWeek;
```

ENUM types can be parameterised, i.e. the particular enumerators can have parameters. The parameter specification is denoted in curly braces after the enumerator. Any kind of attribute type is allowed as parameter of an enumerator.

```
    ENUM [  
        ACTIVATETASK {TASK_TYPE TASK;},  
        SETEVENT {TASK_TYPE TASK; EVENT_TYPE EVENT;}  
    ] ACTION;
```

### 4.1.7 BOOLEAN

An attribute of this type can take the values TRUE and FALSE.

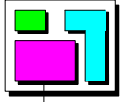
```
    BOOLEAN DontDoIt;  
    ...  
    DontDoIt = FALSE;
```

BOOLEAN types can be parameterised, i.e. the particular Boolean values can have parameters. Parameter specifications are denoted in curly braces after an explicit enumeration of the Boolean values. Any kind of attribute type is allowed as parameter of a Boolean value.

```
    BOOLEAN [  
        TRUE {TASK_TYPE TASK; EVENT_TYPE EVENT;},  
        FALSE {TASK_TYPE TASK;}  
    ] IsEvent;
```

### 4.1.8 STRING

Any 8-bit character sequence enclosed in double-quotes, but not containing double-quotes, can be assigned to this attribute.



## 4.2 Reference Types

A reference type is a data type that refers to an OIL object, e.g. to a TASK object, to an EVENT object, to an ALARM object, etc.

Reference types can be used to establish links between objects, e.g. within an ALARM object description a reference type attribute can refer to the TASK object that is to be activated by the alarm.

The definition of a reference type specifies which type of object is referred to, e.g. the referenced objects are of type TASK, of type EVENT, of type ALARM, etc.

The reference type is taken from the referenced object (e.g., a reference to a task shall use the TASK\_TYPE keyword as reference type). A reference can refer to any object.

A single reference type refers to exactly one object.

A definition of a single reference type consists of the object type to be referred followed by the symbolic name of the reference type being defined.

## 4.3 Multiple values

It is possible to use one attribute name to refer to a set of values of the same type. The set may be empty. For example, the EVENT attribute of a TASK object can refer to a set of events. Multiple values are allowed for all types.

A definition of a multiple reference type consists of the object type to be referred followed by the symbolic name of the reference type being defined followed by an empty pair of brackets '[]'.

Example: `EVENT_TYPE MYEVENTS[ ];`

A definition of a multiple attribute is the symbolic name followed by an empty pair of brackets '[]'.

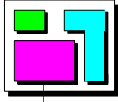
Example: `INT32 InterruptNumber[ ];`

## 4.4 Example

The implementation can define some additional attributes for an OIL object or restrict the value range of standard attributes.

The example below shows:

1. The limitation of the ENUM value range for the standard OS attribute STATUS.
2. The definition of an implementation-specific attribute NON\_SUSPENDED\_TASKS of type UINT32 with a value range.
3. The limitation of the UINT32 value range for the standard task attribute PRIORITY.
4. The default value for StackSize is set to 16.



5. The limitation of the ENUM value range for the standard alarm attribute ACTION.
6. The definition of an implementation-specific attribute START of type BOOLEAN for alarms.
7. The definition of an implementation-specific attribute ITEMTYPE of type STRING for messages.
8. The definition of a reference to MESSAGE objects for ISRs.
9. The possible usage of the defined or modified attributes in the application definition.
10. Separation of the object MyTask1 into two definitions.

```
IMPLEMENTATION SpecialOS {
  OS {
    ENUM [EXTENDED] STATUS;
    UINT32 [1..255] NON_SUSPENDED_TASKS = 16;
    ...
  };

  TASK {
    UINT32 [1 .. 256] PRIORITY; // define range of standard
                               // attribute PRIORITY

    INT32 StackSize= 16;      // stacksize in bytes for a task
    ...
  };

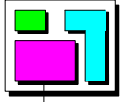
  ALARM {
    ENUM [ACTIVATETASK {TASK_TYPE TASK;}] ACTION;
    // define possible value(s) of standard attribute ACTION
    BOOLEAN START = FALSE; // define implementation-specific
                           // attribute START of type BOOLEAN
    ...
  };

  MESSAGE {
    STRING ITEMTYPE = ""; // define implementation-specific
                          // attribute ITEMTYPE of type STRING
    ...
  };

  ISR {
    MESSAGE_TYPE RCV_MESSAGES[] = NO_DEFAULT;
                               // define implementation-specific
                               // attribute RCV_MESSAGES of type
                               // 'multiple reference to objects
                               // of type MESSAGE'
    ...
  };

}; // End IMPLEMENTATION SpecialOS

CPU ExampleCPU {
```



```
OS MyOs {
    ...
};

TASK MyTask1 {
    PRIORITY = 17;
    ...
};

TASK MyTask1 {
    StackSize = 64;
    ...
};

ALARM MyAlarm1 {
    ACTION = ACTIVATETASK {
        TASK = MyTask1;
    };
    START = TRUE;
    ...
};

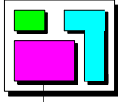
MESSAGE MyMsg1 {
    ITEMTYPE = "SensorData";
    ...
};

MESSAGE MyMsg2 {
    ITEMTYPE = "Acknowledge";
    ...
};

ISR MyIsr1 {
    RCV_MESSAGES = MyMsg1;
    RCV_MESSAGES = MyMsg2;
    ...
};

}; // End CPU ExampleCPU
```

This example is not a complete OIL file therefore the ellipses represent missing parts.



## 5 Syntax and default definition

### 5.1 Syntax of OIL

The OIL file has the following structure:

```
<file> ::=
    <OIL_version>
    <implementation_definition>
    <application_definition>

<OIL_version> ::=
    "OIL_VERSION" "=" <version> <description> ";"

<version> ::= <string>

<implementation_definition> ::=
    "IMPLEMENTATION" <name> "{" <implementation_spec_list> "}"
    <description> ";"

<implementation_spec_list> ::=
    <implementation_spec>
    | <implementation_spec_list> <implementation_spec>

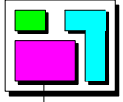
<implementation_spec> ::=
    <object> "{" <implementation_list> "}" <description> ";"

<object> ::=
    "OS" | "TASK" | "COUNTER" | "ALARM" | "RESOURCE" | "EVENT" | "ISR"
    | "MESSAGE" | "COM" | "NM" | "APPMODE" | "IPDU"

<implementation_list> ::=
    /* empty list */
    | <implementation_def>
    | <implementation_list> <implementation_def>

<implementation_def> ::= <impl_attr_def> | <impl_ref_def>

<impl_attr_def> ::=
    "UINT32" <auto_specifier> <number_range> <attribute_name>
```



```

    <multiple_specifier><default_number> <description> ";"
| "INT32" <auto_specifier> <number_range> <attribute_name>
    <multiple_specifier> <default_number> <description> ";"
| "UINT64" <auto_specifier> <number_range> <attribute_name>
    <multiple_specifier> <default_number> <description> ";"
| "INT64" <auto_specifier> <number_range> <attribute_name>
    <multiple_specifier> <default_number> <description> ";"
| "FLOAT" <auto_specifier> <float_range> <attribute_name>
    <multiple_specifier> <default_float> <description> ";"
| "ENUM" <auto_specifier> <enumeration> <attribute_name>
    <multiple_specifier> <default_name> <description> ";"
| "STRING" <auto_specifier> <attribute_name>
    <multiple_specifier> <default_string> <description> ";"
| "BOOLEAN" <auto_specifier> <bool_values> <attribute_name>
    <multiple_specifier> <default_bool> <description> ";"

<impl_parameter_list> ::=
    /* empty definition */
    | "{" <impl_def_list> "}"

<impl_def_list> ::=
    /* empty definition */
    | <implementation_def>
    | <implementation_def> <impl_def_list>

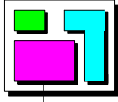
<auto_specifier> ::=
    /* empty definition */
    | "WITH_AUTO"

<number_range> ::=
    /* empty definition */
    | "[" <number> ".." <number> "]"
    | "[" <number_list> "]"

<number_list> ::=
    <number> | <number_list> "," <number>

<default_number> ::=
    /* empty definition */
    | "=" <number> | "=" "NO_DEFAULT" | "=" "AUTO"
```





```
<description> ::=
    /* empty definition */
    | ":" <string>

<float_range> ::=
    /* empty definition */
    | "[" <float> ".." <float> "]"

<default_float> ::=
    /* empty definition */
    | "=" <float> | "=" "NO_DEFAULT" | "=" "AUTO"

<enumeration> ::=
    "[" <enumerator_list> "]"

<enumerator_list> ::=
    <enumerator>
    | <enumerator_list> "," <enumerator>

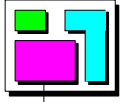
<enumerator> ::=
    <name> <description>
    | <name> <impl_parameter_list> <description>

<bool_values> ::=
    /* empty definition */
    | "[" "TRUE" <impl_parameter_list> <description> ","
        "FALSE" <impl_parameter_list> <description> "]"

<default_name> ::=
    /* empty definition */
    | "=" <name> | "=" "NO_DEFAULT" | "=" "AUTO"

<default_string> ::=
    /* empty definition */
    | "=" <string> | "=" "NO_DEFAULT" | "=" "AUTO"

<default_bool> ::=
    /* empty definition */
    | "=" <boolean> | "=" "NO_DEFAULT" | "=" "AUTO"
```



```
<impl_ref_def> ::=
    <object_ref_type> <reference_name> <multiple_specifier> <description>
    ";"

<object_ref_type> ::=
    "OS_TYPE" | "TASK_TYPE" | "COUNTER_TYPE" | "ALARM_TYPE"
    | "RESOURCE_TYPE" | "EVENT_TYPE" | "ISR_TYPE"
    | "MESSAGE_TYPE" | "COM_TYPE" | "NM_TYPE" | "APPMODE_TYPE"
    | "IPDU_TYPE"

<reference_name> ::= <name> | <object>

<multiple_specifier> ::=
    /* empty definition */
    | "[" "]"

<application_definition> ::=
    "CPU" <name> "{" <object_definition_list> "}" <description> ";"

<object_definition_list> ::=
    /* empty definition */
    | <object_definition>
    | <object_definition_list> <object_definition>

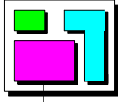
<object_definition> ::=
    <object_name> <description> ";"
    | <object_name> "{" <parameter_list> "}" <description> ";"

<object_name> ::= <object> <name>

<parameter_list> ::=
    /* empty definition */
    | <parameter>
    | <parameter_list> <parameter>

<parameter> ::=
    <attribute_name> "=" <attribute_value> <description> ";"

<attribute_name> ::= <name> | <object>
```



```
<attribute_value> ::=
    <name>
    | <name> "{" <parameter_list> "}
    | <boolean>
    | <boolean> "{" <parameter_list> "}
    | <number>
    | <float>
    | <string>
    | "AUTO"

<name> ::= Name

<string> ::= String
<boolean> ::= "FALSE" | "TRUE"

<number> ::= <dec_number> | <hex_number>

<dec_number> ::=
    <sign> <int_digits>

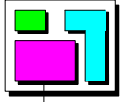
<sign> ::=
    /* empty definition */
    | "+"
    | "-"

<int_digits> ::=
    <zero_digit>
    | <pos_digit>
    | <pos_digit> <dec_digits>

<dec_digits> ::=
    | <dec_digit>
    | <dec_digit> <dec_digits>

<float> ::=
    <sign> <dec_digits> "." <dec_digits> <exponent>

<exponent> ::=
    /* empty definition */
```



```
| "e" <sign> <dec_digits>  
| "E" <sign> <dec_digits>
```

```
<zero_digit> ::=  
  "0"
```

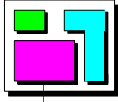
```
<pos_digit> ::=  
  "1" | "2" | "3" | "4" | "5" | "6" | "7" | "8" | "9"
```

```
<dec_digit> ::= <zero_digit> | <pos_digit>
```

```
<hex_number> ::= "0x" <hex_digits>
```

```
<hex_digits> ::=  
  <hex_digit>  
  | <hex_digit> <hex_digits>
```

```
<hex_digit> ::=  
  "A" | "B" | "C" | "D" | "E" | "F"  
  | "a" | "b" | "c" | "d" | "e" | "f"  
  | "0" | "1" | "2" | "3" | "4" | "5" | "6" | "7" | "8" | "9"
```

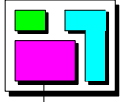


### 5.2 Default definition of OIL objects and standard attributes

The definition of standard attribute types and parameters can be presented in the following form<sup>3</sup>:

```
IMPLEMENTATION Standard {  
  
    OS {  
        ENUM [STANDARD, EXTENDED] STATUS;  
        BOOLEAN STARTUPHOOK;  
        BOOLEAN ERRORHOOK;  
        BOOLEAN SHUTDOWNHOOK;  
        BOOLEAN PRETASKHOOK;  
        BOOLEAN POSTTASKHOOK;  
        BOOLEAN USEGETSERVICEID;  
        BOOLEAN USEPARAMETERACCESS;  
        BOOLEAN USERESSCHEDULER = TRUE;  
    };  
  
    APPMODE {  
    };  
  
    TASK {  
        BOOLEAN [  
            TRUE  
            {  
                APPMODE_TYPE APPMODE[];  
            },  
            FALSE  
        ] AUTOSTART;  
        UINT32 PRIORITY;  
        UINT32 ACTIVATION;  
        ENUM [NON, FULL] SCHEDULE;  
        EVENT_TYPE EVENT[];  
        RESOURCE_TYPE RESOURCE[];  
        MESSAGE_TYPE MESSAGE[];  
    };  
  
    ISR {  
        UINT32 [1, 2] CATEGORY;  
        RESOURCE_TYPE RESOURCE[];  
        MESSAGE_TYPE MESSAGE[];  
    };  
  
    COUNTER {  
        UINT32 MINCYCLE;  
        UINT32 MAXALLOWEDVALUE;  
        UINT32 TICKSPERBASE;  
    };  
  
    ALARM {  
        COUNTER_TYPE COUNTER;  
        ENUM [  
            ACTIVATETASK {TASK_TYPE TASK;},  
            SETEVENT {TASK_TYPE TASK; EVENT_TYPE EVENT;},  
            ALARMCALLBACK {STRING ALARMCALLBACKNAME;},  
        ] ACTION;  
    };  
};
```

<sup>3</sup> Ordering of the elements is free.



```
BOOLEAN [
    TRUE
    {
        UINT32 ALARMTIME;
        UINT32 CYCLETIME;
        APPMODE_TYPE APPMODE[];
    },
    FALSE
] AUTOSTART;
};

EVENT {
    UINT32 WITH_AUTO MASK;
};

RESOURCE {
    ENUM [
        STANDARD,
        LINKED {
            RESOURCE_TYPE LINKEDRESOURCE;
        },
        INTERNAL
    ] RESOURCEPROPERTY;
};

MESSAGE {
    ENUM [
        SEND_STATIC_INTERNAL {
            STRING CDATATYPE;
        },
        SEND_STATIC_EXTERNAL {
            STRING CDATATYPE;

            ENUM [
                TRIGGERED,
                PENDING
            ] TRANSFERPROPERTY;

            IPDU_TYPE IPDU;
            UINT32 BITPOSITION;
            UINT32 SIZEINBITS;
            BOOLEAN SWAPBYTES = FALSE;

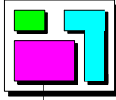
            ENUM [
                ALWAYS,
                NEVER,

                MASKEDNEWEQUALSX {
                    UINT64 MASK;
                    UINT64 X;
                },

                MASKEDNEWDIFFERSX {
                    UINT64 MASK;
                    UINT64 X;
                },

                NEWISEQUAL,
                NEWISDIFFERENT,

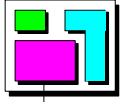
                MASKEDNEWEQUALSMASKEDOLD {
                    UINT64 MASK;
                }
            ]
        }
    ]
};
```



```
    },
    MASKEDNEWDIFFERSMASKEDOLD {
        UINT64 MASK;
    },
    NEWISWITHIN {
        UINT64 MIN;
        UINT64 MAX;
    },
    NEWISOUTSIDE {
        UINT64 MIN;
        UINT64 MAX;
    },
    NEWISGREATER,
    NEWISLESSOREQUAL,
    NEWISLESS,
    NEWISGREATEREQUAL,
    ONEEVERYN {
        UINT64 PERIOD;
        UINT64 OFFSET;
    }
] FILTER = ALWAYS;

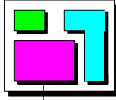
STRING NETWORKORDERCALLOUT = "";
STRING CPUORDERCALLOUT = "";
UINT64 INITIALVALUE = 0;
},
SEND_DYNAMIC_EXTERNAL {
    ENUM [
        TRIGGERED,
        PENDING
    ] TRANSFERPROPERTY;

    IPDU_TYPE IPDU;
    UINT32 BITPOSITION;
    UINT32 MAXIMUMSIZEINBITS;
    STRING NETWORKORDERCALLOUT = "";
    STRING CPUORDERCALLOUT = "";
    UINT64 INITIALVALUE = 0;
},
SEND_ZERO_INTERNAL {
},
SEND_ZERO_EXTERNAL {
    IPDU_TYPE IPDU;
    STRING NETWORKORDERCALLOUT = "";
    STRING CPUORDERCALLOUT = "";
},
RECEIVE_ZERO_INTERNAL {
    MESSAGE_TYPE SENDINGMESSAGE;
},
RECEIVE_ZERO_EXTERNAL {
    IPDU_TYPE IPDU;
    STRING NETWORKORDERCALLOUT = "";
    STRING CPUORDERCALLOUT = "";
},
RECEIVE_UNQUEUED_INTERNAL {
    MESSAGE_TYPE SENDINGMESSAGE;
```

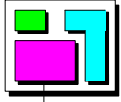


```
ENUM [  
    ALWAYS,  
    NEVER,  
    MASKEDNEWEQUALSX {  
        UINT64 MASK;  
        UINT64 X;  
    },  
    MASKEDNEWDIFFERSX {  
        UINT64 MASK;  
        UINT64 X;  
    },  
    NEWISEQUAL,  
    NEWISDIFFERENT,  
    MASKEDNEWEQUALSMASKEDOLD {  
        UINT64 MASK;  
    },  
    MASKEDNEWDIFFERSMASKEDOLD {  
        UINT64 MASK;  
    },  
    NEWISWITHIN {  
        UINT64 MIN;  
        UINT64 MAX;  
    },  
    NEWISOUTSIDE {  
        UINT64 MIN;  
        UINT64 MAX;  
    },  
    NEWISGREATER,  
    NEWISLESSOREQUAL,  
    NEWISLESS,  
    NEWISGREATEROREQUAL,  
    ONEEVERYN {  
        UINT64 PERIOD;  
        UINT64 OFFSET;  
    }  
] FILTER = ALWAYS;  
UINT64 INITIALVALUE = 0;  
},  
RECEIVE_QUEUED_INTERNAL {  
    MESSAGE_TYPE SENDINGMESSAGE;  
    ENUM [  
        ALWAYS,  
        NEVER,  
        MASKEDNEWEQUALSX {  
            UINT64 MASK;  
            UINT64 X;  
        },  
        MASKEDNEWDIFFERSX {  
            UINT64 MASK;  
            UINT64 X;  
        },  
        NEWISEQUAL,
```





```
NEWISDIFFERENT,  
MASKEDNEWEQUALSMASKEDOLD {  
    UINT64 MASK;  
},  
MASKEDNEWDIFFERSMASKEDOLD {  
    UINT64 MASK;  
},  
NEWISWITHIN {  
    UINT64 MIN;  
    UINT64 MAX;  
},  
NEWISOUTSIDE {  
    UINT64 MIN;  
    UINT64 MAX;  
},  
NEWISGREATER,  
NEWISLESSOREQUAL,  
NEWISLESS,  
NEWISGREATEROREQUAL,  
ONEEVERYN {  
    UINT64 PERIOD;  
    UINT64 OFFSET;  
}  
] FILTER = ALWAYS;  
UINT32 QUEUESIZE;  
},  
RECEIVE_UNQUEUED_EXTERNAL {  
    STRING CDATATYPE;  
    ENUM [  
        ALWAYS,  
        NEVER,  
        MASKEDNEWEQUALSX {  
            UINT64 MASK;  
            UINT64 X;  
        },  
        MASKEDNEWDIFFERSX {  
            UINT64 MASK;  
            UINT64 X;  
        },  
        NEWISEQUAL,  
        NEWISDIFFERENT,  
        MASKEDNEWEQUALSMASKEDOLD {  
            UINT64 MASK;  
        },  
        MASKEDNEWDIFFERSMASKEDOLD {  
            UINT64 MASK;  
        },  
        NEWISWITHIN {  
            UINT64 MIN;  
            UINT64 MAX;  
        },  
        NEWISOUTSIDE {
```



```
        UINT64 MIN;
        UINT64 MAX;
    },

    NEWISGREATER,
    NEWISLESSOREQUAL,
    NEWISLESS,
    NEWISGREATEROREQUAL,

    ONEEVERYN {
        UINT64 PERIOD;
        UINT64 OFFSET;
    }

] FILTER = ALWAYS;

BOOLEAN [

    TRUE {
        MESSAGE_TYPE RECEIVEMESSAGE;
    },

    FALSE {
        IPDU_TYPE IPDU;
        UINT32 BITPOSITION;
        UINT32 SIZEINBITS;
        BOOLEAN SWAPBYTES = FALSE;
        STRING NETWORKORDERCALLOUT = "";
        STRING CPUORDERCALLOUT = "";
    }

] LINK;

UINT64 INITIALVALUE = 0;

},

RECEIVE_QUEUED_EXTERNAL {

    STRING CDATATYPE;
    UINT32 QUEUESIZE;

    ENUM [

        ALWAYS,
        NEVER,

        MASKEDNEWEQUALSX {
            UINT64 MASK;
            UINT64 X;
        },

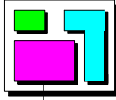
        MASKEDNEWDIFFERSX {
            UINT64 MASK;
            UINT64 X;
        },

        NEWISEQUAL,
        NEWISDIFFERENT,

        MASKEDNEWEQUALSMASKEDOLD {
            UINT64 MASK;
        },

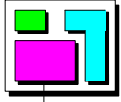
        MASKEDNEWDIFFERSMASKEDOLD {
            UINT64 MASK;
        },

        NEWISWITHIN {
            UINT64 MIN;
            UINT64 MAX;
        }
    ]
}
```

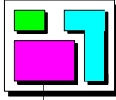


```
    },
    NEWISOUTSIDE {
        UINT64 MIN;
        UINT64 MAX;
    },
    NEWISGREATER,
    NEWISLESSOREQUAL,
    NEWISLESS,
    NEWISGREATEROREQUAL,
    ONEEVERYN {
        UINT64 PERIOD;
        UINT64 OFFSET;
    }
] FILTER = ALWAYS;
BOOLEAN [
    TRUE {
        MESSAGE_TYPE RECEIVEMESSAGE;
    },
    FALSE {
        IPDU_TYPE IPDU;
        UINT32 BITPOSITION;
        UINT32 SIZEINBITS;
        BOOLEAN SWAPBYTES = FALSE;
        STRING NETWORKORDERCALLOUT = "";
        STRING CPUORDERCALLOUT = "";
    }
] LINK;
},
RECEIVE_DYNAMIC_EXTERNAL {
    BOOLEAN [
        TRUE {
            MESSAGE_TYPE RECEIVEMESSAGE;
        },
        FALSE {
            IPDU_TYPE IPDU;
            UINT32 BITPOSITION;
            UINT32 MAXIMUMSIZEINBITS;
            STRING NETWORKORDERCALLOUT = "";
            STRING CPUORDERCALLOUT = "";
        }
    ] LINK;
    UINT64 INITIALVALUE = 0;
},
RECEIVE_ZERO_SENDERS {
    STRING CDATATYPE;
    UINT64 INITIALVALUE = 0;
}
] MESSAGEPROPERTY;

ENUM [
```



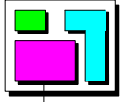
```
NONE,  
ACTIVATETASK {  
    TASK_TYPE TASK;  
},  
SETEVENT {  
    TASK_TYPE TASK;  
    EVENT_TYPE EVENT;  
},  
COMCALLBACK {  
    STRING CALLBACKROUTINENAME;  
    MESSAGE_TYPE MESSAGE[];  
},  
FLAG {  
    STRING FLAGNAME;  
},  
INMCALLBACK {  
    STRING WITH_AUTO CALLBACKROUTINENAME;  
    UINT32 WITH_AUTO MONITOREDIPDU;  
}  
] NOTIFICATION = NONE;  
  
ENUM [  
    NONE,  
    ACTIVATETASK {  
        TASK_TYPE TASK;  
    },  
    SETEVENT {  
        TASK_TYPE TASK;  
        EVENT_TYPE EVENT;  
    },  
    COMCALLBACK {  
        STRING CALLBACKROUTINENAME;  
        MESSAGE_TYPE MESSAGE[];  
    },  
    FLAG {  
        STRING FLAGNAME;  
    },  
    INMCALLBACK {  
        STRING WITH_AUTO CALLBACKROUTINENAME;  
        UINT32 WITH_AUTO MONITOREDIPDU;  
    }  
] NOTIFICATIONERROR = NONE;  
};  
  
COM {  
    FLOAT COMTIMEBASE = 0.001;  
    BOOLEAN COMERRORHOOK = FALSE;  
    BOOLEAN COMUSEGETSERVICEID = FALSE;  
    BOOLEAN COMUSEPARAMETERACCESS = FALSE;  
    BOOLEAN COMSTARTCOMEXTENSION = FALSE;  
    STRING COMAPPMODE[];  
  
    ENUM [  
        COMSTANDARD,  
        COMEXTENDED
```



```
    ] COMSTATUS = COMSTANDARD;
};

IPDU {
    UINT32 SIZEINBITS;
    ENUM [
        SENT {
            ENUM [
                DIRECT {
                    UINT64 MINIMUMDELAYTIME = 0;
                },
                PERIODIC {
                    UINT64 TIMEPERIOD;
                    UINT64 WITH_AUTO TIMEOFFSET = AUTO;
                },
                MIXED {
                    UINT64 TIMEPERIOD;
                    UINT64 WITH_AUTO TIMEOFFSET = AUTO;
                    UINT64 MINIMUMDELAYTIME = 0;
                }
            ] TRANSMISSIONMODE;
            UINT64 TIMEOUT = 0;
        },
        RECEIVED {
            UINT64 TIMEOUT = 0;
            UINT64 WITH_AUTO FIRSTTIMEOUT = AUTO;
        }
    ] IPDUPROPERTY;
    STRING IPDUCALLOUT = "";
    STRING LAYERUSED = "";
};

NM {
};
};
```



### 5.2.1 Subset for internal communication (CCCA and CCCB only)

This subset is different from the full definition in the following objects:

- MESSAGE object (changes),
- COM object (changes),
- IPDU object (removed).

```
IMPLEMENTATION Standard {

    OS {
        ENUM [STANDARD, EXTENDED] STATUS;
        BOOLEAN STARTUPHOOK;
        BOOLEAN ERRORHOOK;
        BOOLEAN SHUTDOWNHOOK;
        BOOLEAN PRETASKHOOK;
        BOOLEAN POSTTASKHOOK;
        BOOLEAN USEGETSERVICEID;
        BOOLEAN USEPARAMETERACCESS;
        BOOLEAN USERESSCHEDULER = TRUE;
    };

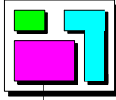
    APPMODE {
    };

    TASK {
        BOOLEAN [
            TRUE
            {
                APPMODE_TYPE APPMODE[];
            },
            FALSE
        ] AUTOSTART;
        UINT32 PRIORITY;
        UINT32 ACTIVATION;
        ENUM [NON, FULL] SCHEDULE;
        EVENT_TYPE EVENT[];
        RESOURCE_TYPE RESOURCE[];
        MESSAGE_TYPE MESSAGE[];
    };

    ISR {
        UINT32 [1, 2] CATEGORY;
        RESOURCE_TYPE RESOURCE[];
        MESSAGE_TYPE MESSAGE[];
    };

    COUNTER {
        UINT32 MINCYCLE;
        UINT32 MAXALLOWEDVALUE;
        UINT32 TICKSPERBASE;
    };

    ALARM {
        COUNTER_TYPE COUNTER;
        ENUM [
```



```
        ACTIVATETASK {TASK_TYPE TASK;},
        SETEVENT {TASK_TYPE TASK; EVENT_TYPE EVENT;}
        ALARMCALLBACK {STRING ALARMCALLBACKNAME;}
] ACTION;

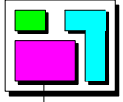
BOOLEAN [
    TRUE
    {
        UINT32 ALARMTIME;
        UINT32 CYCLETIME;
        APPMODE_TYPE APPMODE[];
    },
    FALSE
] AUTOSTART;
};

EVENT {
    UINT32 WITH_AUTO MASK;
};

RESOURCE {
    ENUM [
        STANDARD,
        LINKED {
            RESOURCE_TYPE LINKEDRESOURCE;
        },
        INTERNAL
    ] RESOURCEPROPERTY;
};

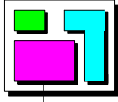
MESSAGE {
    ENUM [
        SEND_STATIC_INTERNAL {
            STRING CDATATYPE;
        },
        RECEIVE_UNQUEUED_INTERNAL {
            MESSAGE_TYPE SENDINGMESSAGE;
            UINT64 INITIALVALUE = 0;
        },
        RECEIVE_QUEUED_INTERNAL {
            MESSAGE_TYPE SENDINGMESSAGE;
            UINT32 QUEUESIZE;
        }
    ] MESSAGEPROPERTY;

    ENUM [
        NONE,
        ACTIVATETASK {
            TASK_TYPE TASK;
        },
        SETEVENT {
            TASK_TYPE TASK;
            EVENT_TYPE EVENT;
        },
        COMCALLBACK {
```



```
        STRING CALLBACKROUTINENAME;  
        MESSAGE_TYPE MESSAGE[];  
    },  
    FLAG {  
        STRING FLAGNAME;  
    }  
] NOTIFICATION = NONE;  
};  
  
COM {  
    BOOLEAN COMERRORHOOK = FALSE;  
    BOOLEAN COMUSEGETSERVICEID = FALSE;  
    BOOLEAN COMUSEPARAMETERACCESS = FALSE;  
    BOOLEAN COMSTARTCOMEXTENSION = FALSE;  
    STRING COMAPPMODE[];  
  
    ENUM [  
        COMSTANDARD,  
        COMEXTENDED  
    ] COMSTATUS = COMSTANDARD;  
};  
  
NM {  
};  
  
};
```





## Appendix A Generator hints

All topics concerning generator hints are not part of the specification. They are recommendations.

### *Generator interface*

#### **Recommendations for system generator parameters**

- parameter -a for accept unknown attributes (i.e. ignore attributes which are defined in the implementation-specific part of OIL but for which the generator has no rule)
- parameter -i for include paths
- parameter -f for command file
- parameter -r for generating resource statistics
- parameter -v for version
- parameter -t for test/verify

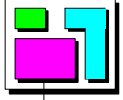
From the point of view of the user, all implementation-specific switches (of the generator) should be attributes of the matching OIL objects. This would allow the user to place all the implementation-specific information in the OIL file and not into command-line parameters.

### *Resource usage statistics*

The system generator should provide to the user a breakdown of all system resources used by the application (e.g. number of tasks, priorities,...).

### *Naming convention for OIL files*

For ease of use, the main OIL file should have the file extension *.OIL*. The extensions for other files that are included in the main OIL file are undefined.



## Appendix B Changes in specifications

### *Changes from specification 1.0/2.0 to 2.1*

The specifications 1.0/2.0 were no official versions, so no change description is provided.

### *Changes from specification 2.1 to 2.2*

#### **Resources**

According to the OS specification 2.1, resources may be used in interrupt service routines. A standard attribute to reference a RESOURCE object was added.

#### **Messages**

The OS specification 2.1 refers to OSEK COM as two additional conformance classes for local message handling. Standard attributes for messages were added. References from TASKs and ISRs to messages were added, too.

#### **COM**

The COM object acquired two standard attributes. Additionally it was stated that the COM object may be defined only once.

### *Changes from specification 2.2 to 2.3*

The following changes were made to support the new features of the OS specification 2.2.

#### **ALARM**

An AUTOSTART attribute was added to the ALARM object.

The ACTION attribute was amended with a third value, ALARMCALLBACK.

#### **ISR**

The ISR category 3 was removed.

#### **RESOURCE**

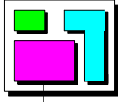
The RESOURCEPROPERTY attribute was introduced to handle the new concepts of linked and internal resources.

#### **TASK**

The AUTOSTART attribute was modified to support different application modes.

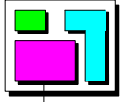
#### **OS**

New attributes USEGETSERVICEID and USEPARAMETERACCESS.



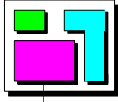
### *Changes from specification 2.3 to 2.4*

- OS object: new attribute USERESSCHEDULER.
- MESSAGE object: definition of this object was completely re-written.
- COM object: definition of this object was completely re-written.
- IPDU object: definition of this object was added.
- TASK object / ISR object: ACCESSOR attribute was replaced by MESSAGE attribute.
- The concept of a subset for internal communication was introduced.
- Default values for standard attributes were introduced.

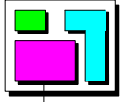


### Appendix C Index

ACTION		comments	8, 12
definition	18	COMTIMEBASE	
ACTIVATION		definition	30
definition	16	COMUSEGETSERVICEID	
ALARM		definition	30
ACTION	18	COMUSEPARAMETERACCESS	
COUNTER	17	definition	31
definition	17	container	7
description	7	COUNTER	
EVENT	18	definition	17
TASK	18	description	7
ALARMCALLBACK	18	MAXALLOWEDVALUE	17
ALARMTIME	18	MINCYCLE	17
application definition	8	TICKSPERBASE	17
APPMODE	7, 15, 16, 18	CPU	
definition	15	definition	14
attribute		description	7
definition	13	CPUORDERCALLOUT	
type	34	definition	26
value range	34	CYCLETIME	18
attributes		description	
non-standard	9	definition	13
AUTOSTART	18	EVENT	
definition	16	definition	16, 18, 20
BITPOSITION		description	7
definition	24	MASK	20
case-sensitive	8	FILTER	
CATEGORY		definition	24
definition	21	FIRSTTIMEOUT	
CDATATYPE		definition	32
definition	23	grammar rules	8
COM		implementation definition	8, 9
definition	30	INITIALVALUE	
description	7	definition	26
example	31	INMCALLBACK	
hook routines	30	definition	27
COMERRORHOOK		INTERNAL	19
definition	30	IPDU	

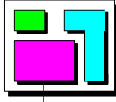


description	8, 31	description	27
example	33	NOTIFICATIONRX	
reference	24	description	27
IPDUCALLOUT		NOTIFICATIONRXERROR	
definition	32	description	27
IPDUPROPERTY		NOTIFICATIONTX	
definition	31	description	27
ISR		NOTIFICATIONTXERROR	
CATEGORY	21	description	27
definition	21	number	
description	7	definition	13
RESOURCE	21	OIL	
LAYERUSED		version	8
definition	33	OS	7
LINK		definition	14, 30
definition	26	PRIORITY	
LINKED	19	definition	15
MASK		QUEUESIZE	
definition	20	definition	26
MAXALLOWEDVALUE		reference	
definition	17	definition	13
MAXIMUMSIZE		RESOURCE	
definition	26	definition	16, 19, 21
MESSAGE		description	7
definition	21	RESOURCEPROPERTY	19
description	8	SCHEDULE	
example	28	definition	15
properties	22	SENDING_MESSAGE	
reference	16, 21	definition	26
MINCYCLE		SIZE	
definition	17	definition	24
MINIMUMDELAYTIME		SIZE (of IPDU)	
definition	32	definition	31
name		STATUS	
definition	13	definition	14
NETWORKORDERCALLOUT		string	
definition	25	definition	13
NM		SWAPBYTES	
definition	33	definition	24
description	8	TASK	
notification classes		ACTIVATION	16



---

AUTOSTART	16	definition	32
definition	15, 18	TIMEOUT	
description	7	definition	32
EVENT	16	TIMEPERIOD	
PRIORITY	15	definition	31
RESOURCE	16	TRANSFERPROPERTY	
SCHEDULE	15	definition	24
TICKSPERBASE		TRANSMISSIONMODE	
definition	17	definition	31
TIMEOFFSET		USEGETSERVICEID	14
		USEPARAMETERACCESS	15



## Appendix D History

Version	Date	Authors
<b>2.0</b>	<b>December 16, 1997</b>	Jürgen Aminger Vladimir Belov Jürgen Betzelt Volker Ebner Bob France Gerhard Göser Martin Huber Adam Jankowiak Winfried Janz Helmar Kuder Ansgar Maisch Rainer Müller Salvatore Parisi Jochem Spohr Stephan Steinhauer Karl Westerholz Andree Zahir
		IBM GmbH Motorola SPRL Daimler-Benz AG Vector Informatik Motorola SPS Siemens Automotive SA Daimler-Benz AG Daimler-Benz AG Vector Informatik Daimler-Benz AG University of Karlsruhe IBM GmbH Centro Ricerche Fiat ATM Computer GmbH Daimler-Benz AG Siemens Semiconductors ETAS GmbH & Co. KG
<b>2.1</b>	<b>June 30, 1999</b>	Michael Barbehenn Irina Bratanova Manfred Geischeder Gerhard Göser Andrea Hauth Adam Jankowiak Winfried Janz Helmar Kuder Stefan Schimpf Markus Schwab Carsten Thierer Hans-Christian Wense Andree Zahir
		Motorola Motorola BMW Siemens Automotive 3Soft DaimlerChrysler Vector Informatik DaimlerChrysler ETAS Infineon University of Karlsruhe Motorola ETAS
<b>2.2</b>	<b>July 4, 2000</b>	Manfred Geischeder Irina Bratanova Winfried Janz Reiner Kriesten Jochem Spohr Peter Großhans Walter Koch Hartmut Hörner
		BMW Motorola Vector IIT, Uni Karlsruhe IMH IMH Siemens Vector
<b>2.3</b>	<b>August 28, 2001</b>	OS working group
		ISO
<b>2.4</b>	<b>December 2, 2002</b>	Oliver Bremicker Alexander Burst Hartmut Hörner Robert Hugel Winfried Janz Simone Kriso Thomas Lutz Christophe Marchand Gary Morgan Maurice Mücke Sven-Oliver Schneelee Jochem Spohr Maxim Tchervinsky
		SiemensVDO Automotive ETAS Vector Informatik Bosch Vector ETAS SiemensVDO Automotive PSA Peugeot Citroën LiveDevices Volkswagen BMW IMH Motorola